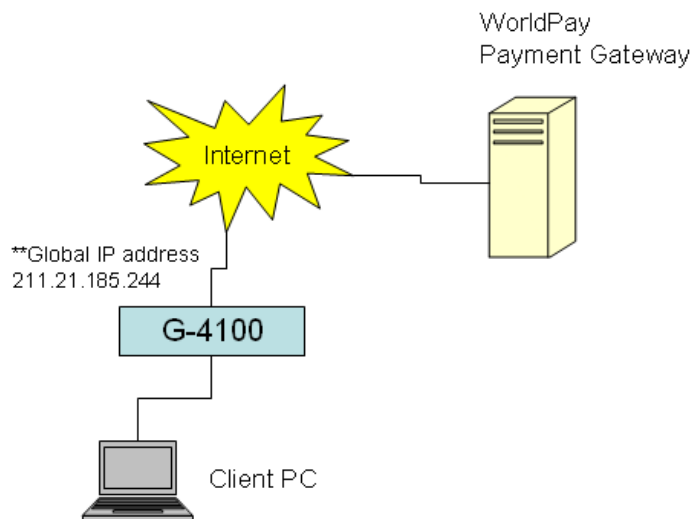


This document illustrates how to setup G-4100 to work with WorldPay Credit Card Payment Gateway.

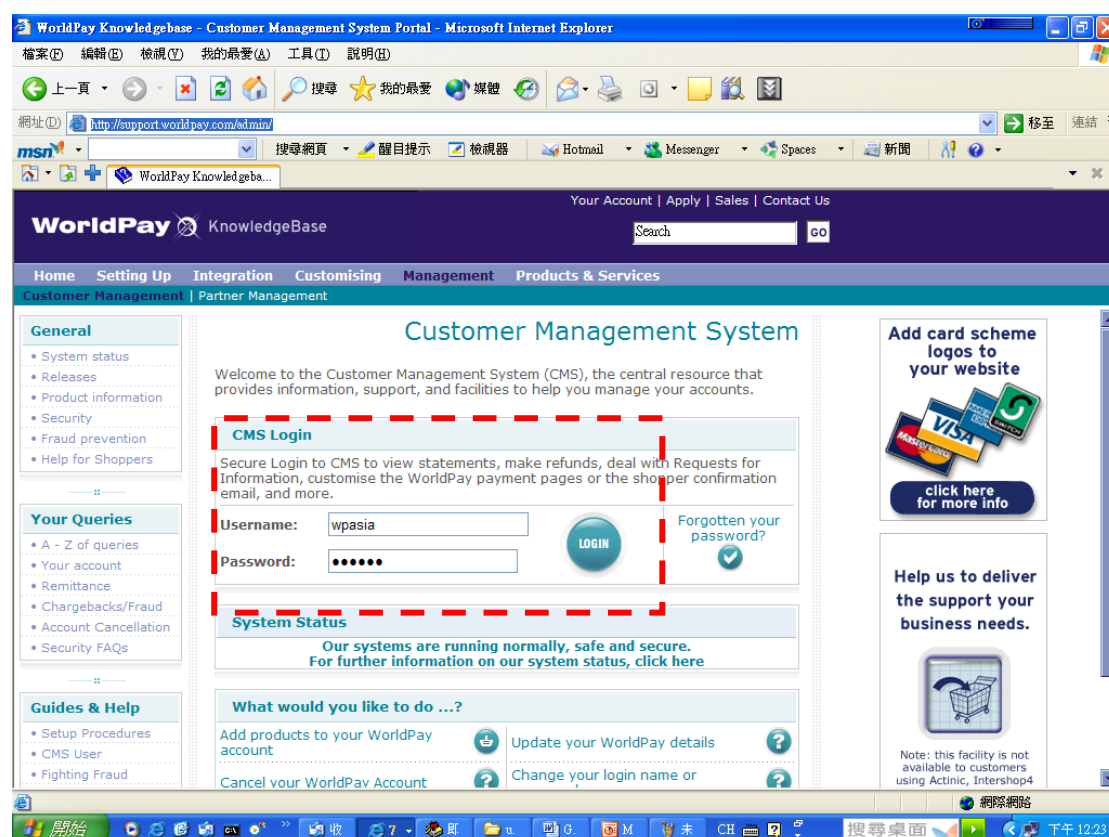
Topology:



** A Global IP address setup is necessary for G-4100. This document use a global IP address 211.21.185.244 as IP address of G-4100. Our customer should use their own global IP address for their setup.

Setup WorldPay's Customer Management System

1. Access to <http://support.worldpay.com/admin/>




2. Login to the “Customer Management System”. Username = wpasia / Password = wp1234. (Note: This username/password is a sample account that we applied from World Pay for testing purpose, our customer could apply their own account or temporary use above account for testing.)
3. After logged-in , you will link to a page call “WorldPay administration Server”
Please scroll down the page and find a Installation ID 118792 - Handlink (Select Junior) and click the “Configuration Option”

117544 - General id for merchants to test ASP.NET (Select Junior)	▼	▼	▼
117915 - active- venture (Select Junior)	▼	▼	▼
117987 - Aviva (Select Junior)	▼	▼	▼
117990 - GGICAD (Select Junior)	▼	▼	▼
118383 - AHA/AIG Singapore (Select Junior)	▼	▼	▼
118523 - Mitwise (Select Junior)	▼	▼	▼
118792 - Handlink (Select Junior)	▼	▼	▼
119005 (Select Junior)	▼	▼	▼
119242 - Customisation of Futurepay Emails (Select Junior)	▼	▼	▼
119453 - Action International (Select Junior)	▼	▼	▼

4. On the “Configuration Option” page please follow below setup.
 1. Call back URL = <https://211.21.185.244:1111/WPCallbackSuccess.cgi>
 2. Call back Enable? = enable
 3. FuturePay Call back Enable? = enable

4. Use Call back response ?= enable
 5. Call back failure Alert E-mail address = Customer own e-mail address
 6. Attach call back data to failure e-mail = enable
- *** Note: Our customer should use their own global IP address for the “Call back URL” setup.



ADMINISTRATION SERVER

SELECT LANGUAGE English

Configuration Options

Installation ID: **118792**

Company ID: **65893**

Company Name: **Asiapac Test Account**

Description:

Customer description (for payment pages):

Integration type: **Select Junior**

Use 3D Secure Authentication? **no**

Use Mastercard SPA? **no**

Your website URL for activation:

Confirmation that your website URL is correct: ☐

Test Transaction Instructions (Max. 255 characters):

Store-builder used: Other - please specify below Use default: ☐

store-builder: if other - please specify	<input type="text"/>	Use default: <input type="checkbox"/>
Callback URL	<input type="text" value="https://211.21.185.244:1111/WPCall"/>	Use default: <input type="checkbox"/>
Callback enabled?	<input checked="" type="checkbox"/>	Use default: <input type="checkbox"/>
FuturePay callback Enabled? (Requires standard Callback enabled)	<input checked="" type="checkbox"/>	Use default: <input type="checkbox"/>
Use callback response?	<input checked="" type="checkbox"/>	Use default: <input type="checkbox"/>
Callback suspended?	<input type="checkbox"/>	Use default: <input type="checkbox"/>
Callback failure count	<input type="text" value="0"/>	Use default: <input type="checkbox"/>
Callback Failure Alert email address	<input type="text" value="wonder@handlink.com.tw"/>	Use default: <input type="checkbox"/>
Attach callback data to failure email?	<input checked="" type="checkbox"/>	Use default: <input type="checkbox"/>
FuturePay daily reports?	<input type="checkbox"/>	Use default: <input type="checkbox"/>
Info servlet password	<input type="text"/> Confirm: <input type="text"/>	Use default: <input type="checkbox"/>
Callback password	<input type="text"/> Confirm: <input type="text"/>	Use default: <input type="checkbox"/>
MD5 secret for transactions	<input type="text"/> Confirm: <input type="text"/>	Use default: <input type="checkbox"/>

SAVE CHANGES

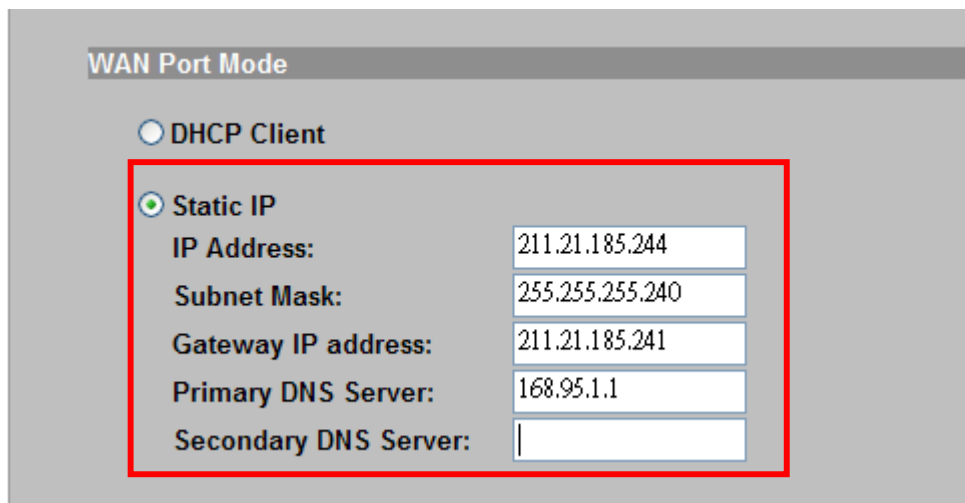
[HOME](#)

© 2005 WorldPay Ltd
 WorldPay Ltd, WorldPay Centre, The Science Park, Milton Road, Cambridge CB4 0WE, UK.
[Contact Us](#)

5. After setup click “SAVE CAHNGES”

Setup G-4100

1. Login to configuration page “WAN/LAN” to setup the WAN port IP address.



WAN Port Mode

☐ DHCP Client

☒ Static IP

IP Address: 211.21.185.244

Subnet Mask: 255.255.255.240

Gateway IP address: 211.21.185.241

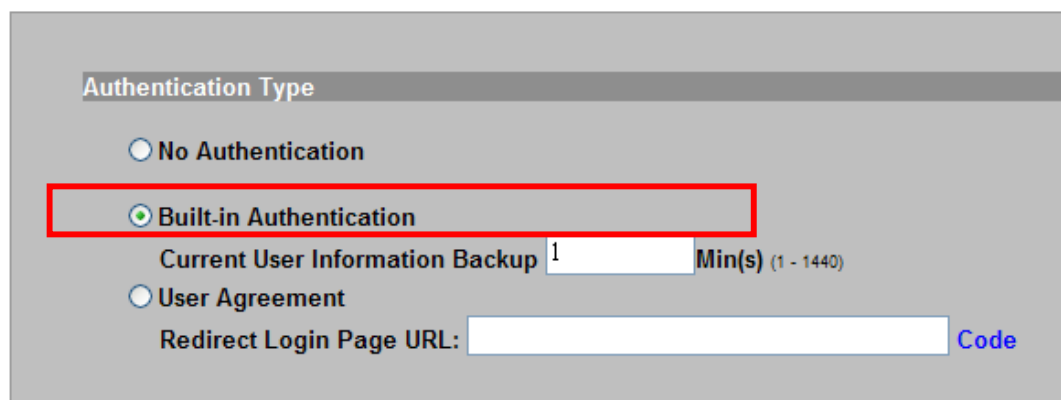
Primary DNS Server: 168.95.1.1

Secondary DNS Server:

Note: Our Customer should use their own global IP address for setup.

2. Access to “Authentication” page to enable the “Built-in Authentication”

AUTHENTICATION



Authentication Type

☐ No Authentication

☒ Built-in Authentication

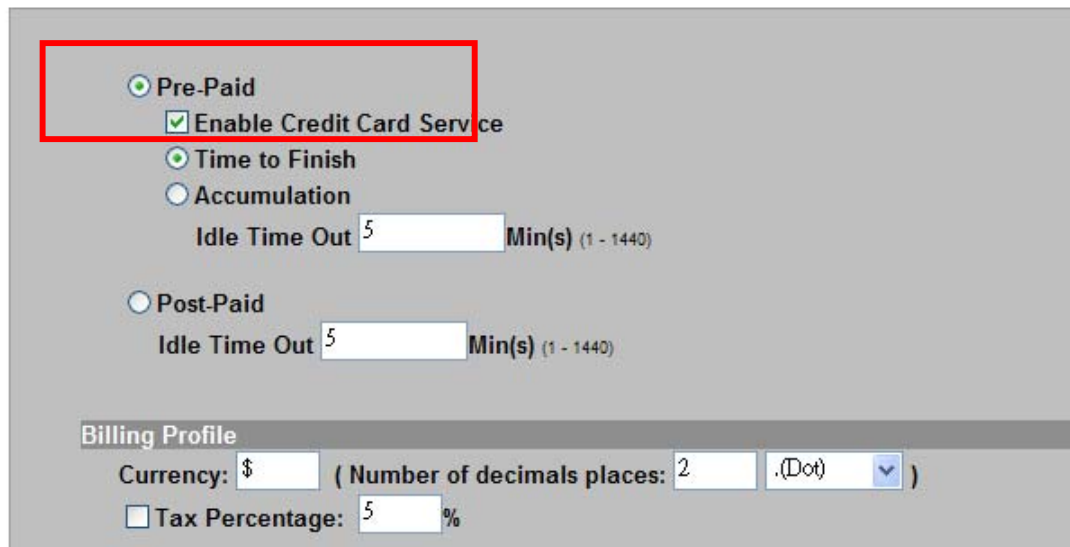
Current User Information Backup 1 Min(s) (1 - 1440)

☐ User Agreement

Redirect Login Page URL: Code

3. Access to “Billing” page to enable “Credit Card Service”

BILLING

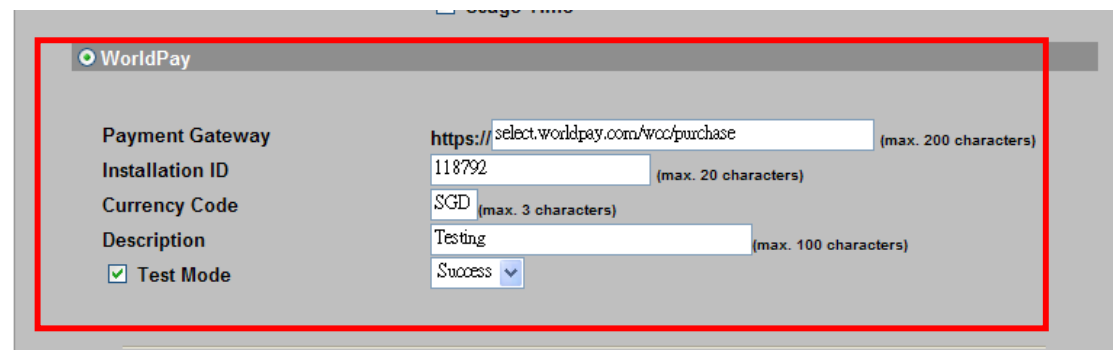


☒ Pre-Paid
☒ Enable Credit Card Service
☒ Time to Finish
☐ Accumulation
Idle Time Out Min(s) (1 - 1440)

☐ Post-Paid
Idle Time Out Min(s) (1 - 1440)

Billing Profile
Currency: \$ (Number of decimals places: .(Dot))
☐ Tax Percentage: %

4. Access to “Credit Card” page to select “WorldPay” and setup some items.



☒ WorldPay

Payment Gateway	<input type="text" value="https://select.worldpay.com/woc/purchase"/> (max. 200 characters)
Installation ID	<input type="text" value="118792"/> (max. 20 characters)
Currency Code	<input type="text" value="SGD"/> (max. 3 characters)
Description	<input type="text" value="Testing"/> (max. 100 characters)
<input checked="" type="checkbox"/> Test Mode	<input type="button" value="Success"/> <input type="button" value="v"/>

Note: The Installation ID 118792 is a ID that we apply from WorldPay for testing purpose. Our customer can apply their own Installation ID from WorldPay for testing or temporary use our Installation ID for Testing.

Client PC Interface

1. Connect Client PC to the LAN port / Wireless interface of G-4100. And open the browser. The login page will pop up. Click “or Click here to pay by credit card”.

Welcome

Hot Spot Internet Service

Username:

Password:

Enter Cancel

or Click here to pay by credit card

VISA MasterCard AMERICAN EXPRESS DISCOVER

2. Select the billing plan and click the “Submit Transaction and Login”

Welcome

Hot Spot Internet Service

Please choose from the following service selection

	Service Code	Service Name	Usage Time	Charge
<input checked="" type="radio"/>	1	30 minutes	30 minutes	1.00
<input type="radio"/>	2	1 hour	1 hours	2.00
<input type="radio"/>	3	2 hours	2 hours	3.00

How many units of Internet access would you like to purchase? 1

Submit Transaction and Login

3. Make sure the amount and select your payment method.



Help FAQs Security



Secure Payment Page

TEST MODE - this is not a live transaction

This payment page has been created by WorldPay for the supplier. Please review your purchase details, then select a card or payment to proceed to the next page.

Choose currency **S\$1.00 (Singapore Dollar)**

Description **testing**

Amount **S\$1.00**

Select your payment method


Mastercard


Visa


Visa Delta


Visa Electron


Visa Purchasing


JCB


Solo


Switch


Cancel


payments powered by 

WorldPay is part of the Royal Bank of Scotland Group.
For help with your payment visit the: [WorldPay Help](#).

© 2005 WorldPay Limited


4. Input the credit card information and click “MAKE PAYMENT”

[Help](#) [FAQs](#) [Security](#)



Secure Payment Page

TEST MODE - this is not a live transaction

Payment Method	Visa	
Description	testing	
Amount	S\$1.00	

Card Details

You must fill in fields marked with *

* Card number	4000000000000002
Security code	123
* Expiry Date	12 2019
* Cardholder's Name	ken wong

Cardholder Details


You must fill in fields marked with *

* Billing Address	taiwan
Postcode/Zip code	
* Country	Taiwan
Telephone	
Fax	
* Email address	kenwong@handlink.com.tw

[START AGAIN](#) [CANCEL PURCHASE](#) [MAKE PAYMENT](#)

Refunds and Returns

For more information visit our [refund and returns policy](#).

payments powered by 

WorldPay is part of the Royal Bank of Scotland Group.
For help with your payment visit the: [WorldPay Help](#).

© 2005 WorldPay Limited

Note: The credit card number 4000 0000 0000 0002 and Security Code 123 is a sample credit card number for testing purpose. Our customer should you their own credit card to test it, or temporary use above sample credit card number for testing.

5. A Transaction successful page will be redirected to client PC. User could click the “Use this account to Login now” button to access to the Internet.

Welcome	
Hot Spot Internet Service	
You may now use the Internet !	
IMPORTANT! Make a note of your username and password for logging in later. This will be your only opportunity to do so. Note upper and lowercase letters.	
This is your account information, please keep this for your Internet Service.	
Your username is xwwwmsk36	
Your password is jpwfic39	
Your usage time is 0:30:00	
Please activate your account before 2005/08/24 16:17:36	
Email this webpage to myself	Use this account to LOGIN now